

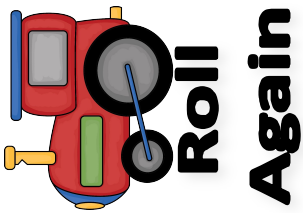
HOMOPHONE-OPOLY

Play Homophone-opoly to practice listening for and identifying pairs of homophones. Assemble the game board by attaching the two game board pages together. Deal all of the “A” cards out to players, making sure each player gets at least one red, green, blue, and yellow “A” card. Place the “B” cards on their correct spot on the game board.











To play, each player places his or her game piece on the “GO” space. The object of the game is to collect a pair of homophones (an A and B card) from each of the four colored decks of cards. Roll the die and travel that many spaces. Follow the directions on each square. If you land on a colored square, pick up a card from that deck. Decide if you want to keep the card or discard it, depending on whether or not you need it to make a homophone pair. If you land on a “?” square, you may ask any player for a homophone you are looking for. If you land on an airplane square, move to colored square that you need a homophone from.

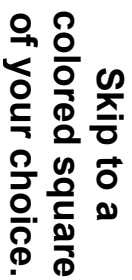
www.HaveFunTeaching.com





Ask a player
for a card.
?





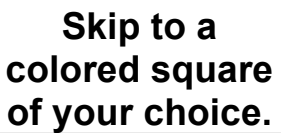
Skip to a colored square of your choice.



Again



Roll Again



Skip to a colored square of your choice.



Ask a player for a card.



A

ate

www.HaveFunTeaching.com

A

no

A

meat

B

eight

www.HaveFunTeaching.com

B

know

B

meet

A

right

www.HaveFunTeaching.com

A

rose

A

stair

B

write

www.HaveFunTeaching.com

B

rows

B

stare

A

one

www.HaveFunTeaching.com

A

plane

A

beat

B

won

www.HaveFunTeaching.com

B

plain

B

beet

A

wait

www.HaveFunTeaching.com

A

to

A

read

B

weight

www.HaveFunTeaching.com

B

two

B

red

A

cent

www.HaveFunTeaching.com

A

buy

A

break

B

sent

www.HaveFunTeaching.com

B

by

B

brake

A

weak

www.HaveFunTeaching.com

A

tea

A

pale

B

week

www.HaveFunTeaching.com

B

tee

B

pail

A

flour

www.HaveFunTeaching.com

A

hear

A

pair

B

flower

www.HaveFunTeaching.com

B

here

B

pear

A

sail

www.HaveFunTeaching.com

A

knew

A

deer

B

sale

www.HaveFunTeaching.com

B

new

B

dear

Name _____

Directions: Write the four pairs of homophones found during your game of Homophone-opoly! Then, think of your own pairs of homophones.

red

--	--

blue

--	--

green

--	--

yellow

--	--

Brainstorm your own list of homophones.
